

Scaled data based on original data using  
LM-79-08 Approved Method: Electrical and Photometric Measurements of Solid-  
State Lighting Products

Test Report Prepared for  
Cooper Lighting Solutions  
(formerly Eaton)

Brand: McGRAW-EDISON

Report Number: P386076

Luminaire Tested: **GWC-SA1D-722-U-SL2-HSS**

Issue Date: 3/3/2020

**Test Information**

Test Method: LM-79-08  
Report Number: P386076  
TEST IS SCALED FROM IESNA LM-79-08 TEST DATA (G2-1903-205-21)  
Test Lab: INNOVATION CENTER  
Issue Date: 3/3/2020  
Manufacturer: COOPER LIGHTING SOLUTIONS (FORMERLY EATON)  
Product Line: MCGRAW-EDISON  
Catalog Number: GWC-SA1D-722-U-SL2-HSS  
Description: GALLEON WALL LUMINAIRE  
(1) 70 CRI, 2200K, 1200mA LIGHTSQUARE WITH 16 LEDS AND TYPE II SPILL  
LIGHT ELIMINATOR OPTICS WITH HOUSE SIDE SHIELD  
Light Source: -  
Ballast/Driver: ELECTRONIC DRIVER

**Summary**

Lumens per Lamp: N/A  
Luminaire Lumens: 5046 lumens  
Efficiency: N/A  
Efficacy: 76.5 lumens/watt  
Luminous Opening: Rectangular (W 0.5' x L: 0.5' x H: 0')  
IES Classification: Type III - Medium  
BUG Rating: B1 - U0 - G2

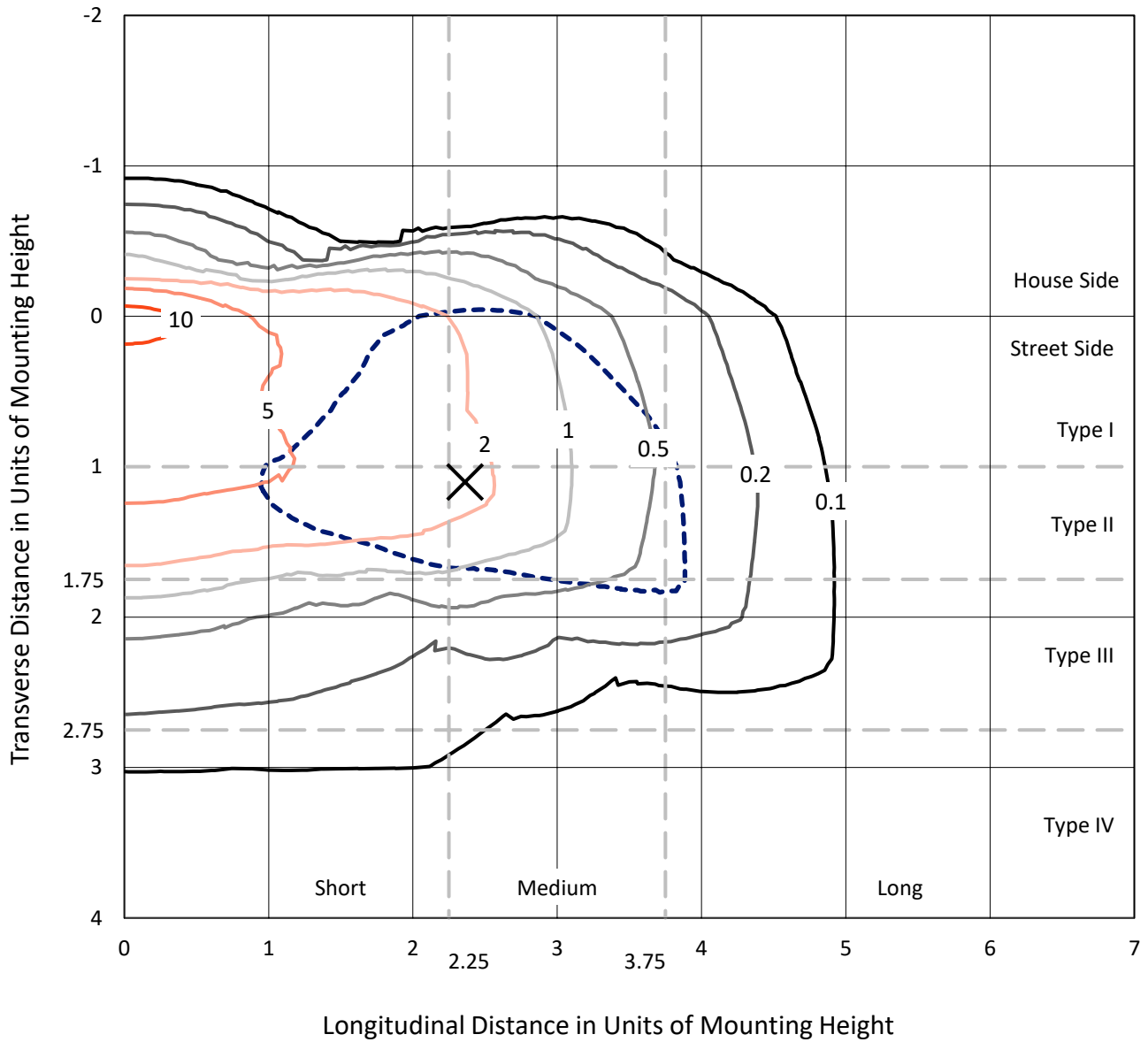
Input Watts (W): 66  
Input Voltage (V): NR  
Input Current (Ain): NR  
Voltage Rise (V): NR  
Power Factor: NR  
Total Harmonic Distortion (THDi): NR  
Frequency (hertz): 60  
Stabilization Time: NR  
Operation Time: NR  
Ambient Temperature (°C): NR  
Test Distance: 24 FT



REPORT NUMBER: P386076  
 CATALOG NUMBER: GWC-SA1D-722-U-SL2-HSS

### Iso-Footcandle Lines of Horizontal Illumination

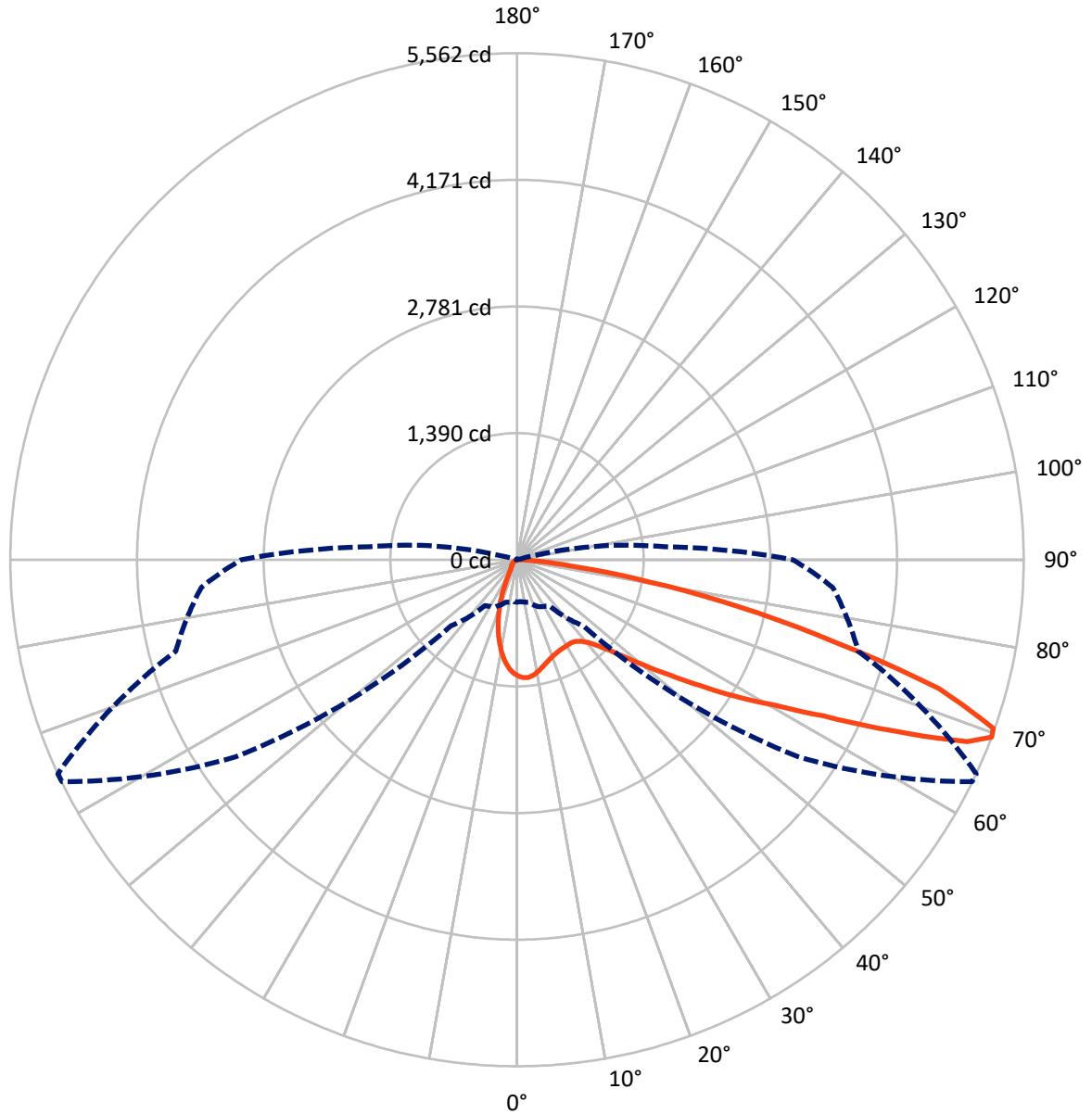
× Max cd  
 - - - 1/2 Max cd



Based on 10 foot mounting height. Maximum calculated value = 12.8 fc  
 Type III - Medium - N/A

REPORT NUMBER: P386076  
CATALOG NUMBER: GWC-SA1D-722-U-SL2-HSS

### Luminous Intensity Polar Plot



— Vertical Plane Through 65-Deg Lateral    - - - Horizontal Cone Through 69-Deg Vertical

REPORT NUMBER: P386076

CATALOG NUMBER: GWC-SA1D-722-U-SL2-HSS

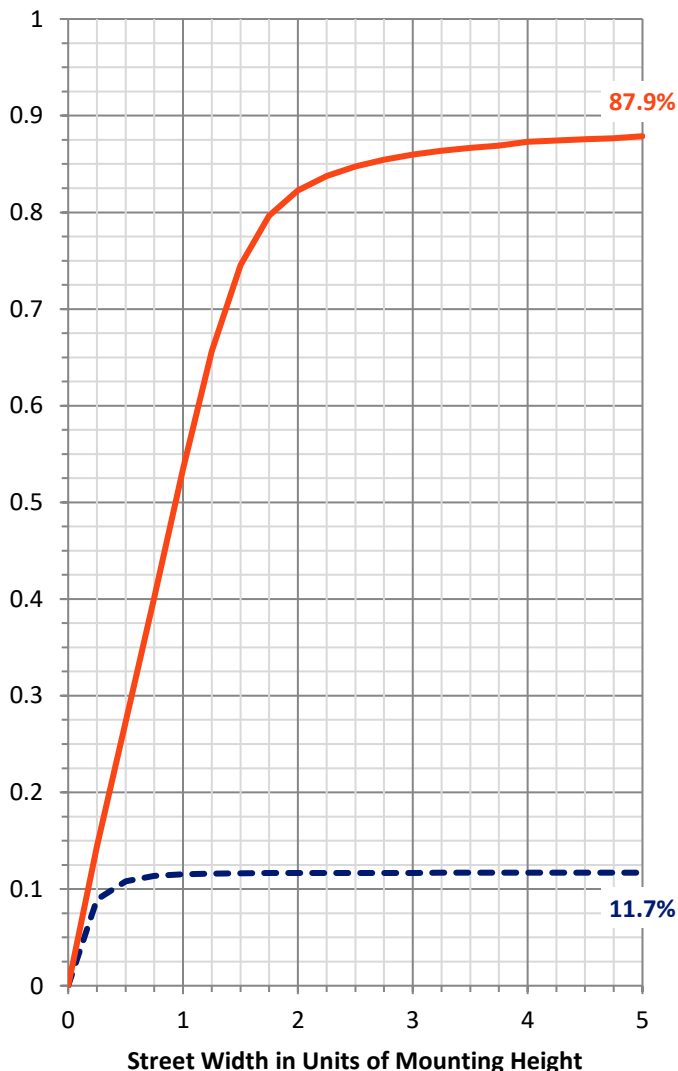
**FLUX DISTRIBUTION:**

		Downward	Upward	Total
<b>House Side</b>	Lumens	594.8	0.0	594.8
	% Fixture	11.8	0.0	11.8
<b>Street Side</b>	Lumens	4451.2	0.0	4451.2
	% Fixture	88.2	0.0	88.2
<b>Total</b>	Lumens	5046.0	0.0	5046.0
	% Fixture	100.0	0.0	100.0

**ZONAL LUMENS:**

Zone	Lumens	% Fixture
0°-10°	106.6	2.1
10°-20°	233.4	4.6
20°-30°	323.3	6.4
30°-40°	450.8	8.9
40°-50°	700.6	13.9
50°-60°	1124.8	22.3
60°-70°	1272.3	25.2
70°-80°	747.2	14.8
80°-90°	86.9	1.7
90°-100°	0.0	0.0
100°-110°	0.0	0.0
110°-120°	0.0	0.0
120°-130°	0.0	0.0
130°-140°	0.0	0.0
140°-150°	0.0	0.0
150°-160°	0.0	0.0
160°-170°	0.0	0.0
170°-180°	0.0	0.0
0°-90°	5046.0	100.0
0°-180°	5046.0	100.0

**Coefficient of Utilization**



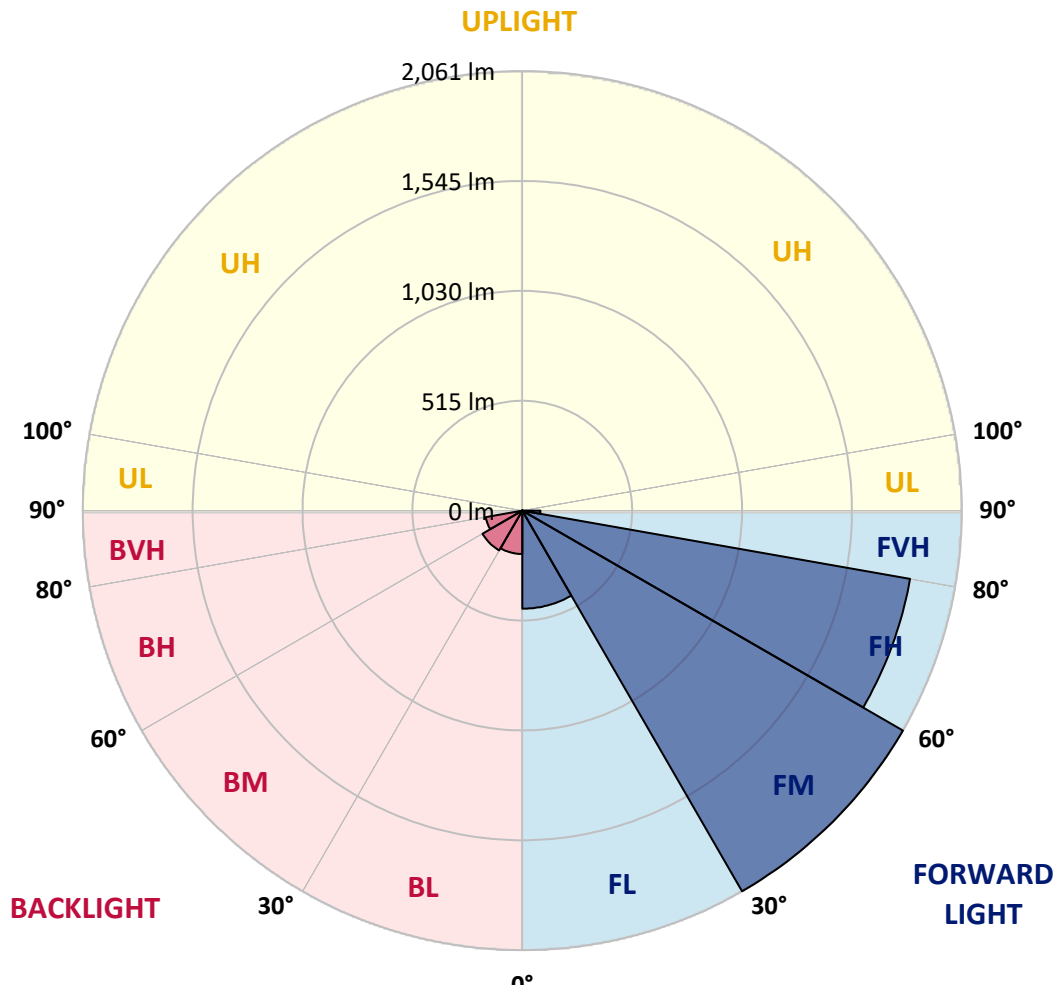
REPORT NUMBER: P386076

CATALOG NUMBER: GWC-SA1D-722-U-SL2-HSS

**LUMINAIRE CLASSIFICATION SYSTEM LUMEN TABLE AND BUG RATING:**

Zone	Lumens	% Fixture	Zone Rating/Lumen Limit		
			B	U	G
FL (0°-30°)	459.8	9.1			
FM (30°-60°)	2060.6	40.8			
FH (60°-80°)	1845.8	36.6			G2/5000
FVH (80°-90°)	85.0	1.7			G1/100
BL (0°-30°)	203.5	4.0	B1/500		
BM (30°-60°)	215.5	4.3	B0/220		
BH (60°-80°)	173.8	3.4	B1/500		G1/500
BVH (80°-90°)	1.9	0.0			G0/10
UL (90°-100°)	0.0	0.0		U0/0	
UH (100°-180°)	0.0	0.0		U0/0	

**BUG Rating: B1-U0-G2**  
 Type III Medium





REPORT NUMBER: P386076  
 CATALOG NUMBER: GWC-SA1D-722-U-SL2-HSS

**CANDELA DISTRIBUTION (FULL):**

	0°	5°	15°	25°	35°	45°	55°	64°	65°	75°	85°
0°	1275.1	1275.1	1275.1	1275.1	1275.1	1275.1	1275.1	1275.1	1275.1	1275.1	1275.1
2.5°	1286.4	1283.2	1285.8	1291.4	1294.1	1294.1	1296.3	1293.7	1294.6	1288.4	1279.4
5°	1206.0	1201.0	1208.1	1223.7	1242.9	1259.3	1283.7	1296.5	1297.8	1298.0	1287.5
7.5°	1119.3	1114.8	1125.2	1143.6	1168.4	1198.9	1241.4	1278.5	1280.7	1300.8	1293.1
10°	1048.8	1045.6	1057.8	1077.4	1106.5	1140.6	1192.7	1244.4	1250.6	1295.0	1292.2
12.5°	992.9	990.3	1001.8	1024.5	1054.1	1091.9	1146.4	1206.4	1214.7	1282.0	1287.9
15°	952.1	951.7	961.3	983.0	1015.9	1051.2	1106.9	1171.1	1180.8	1267.9	1287.3
17.5°	930.7	931.4	938.4	957.0	985.2	1020.2	1073.6	1141.5	1151.9	1255.3	1290.5
20°	928.6	929.2	933.1	943.5	966.4	997.3	1046.5	1116.5	1127.4	1245.9	1295.6
22.5°	947.4	947.0	948.0	947.0	959.8	983.3	1028.5	1097.3	1109.9	1239.7	1299.7
25°	983.5	982.8	982.4	974.5	966.0	978.6	1021.0	1086.4	1098.3	1235.2	1302.0
27.5°	1033.6	1033.2	1032.6	1019.6	993.9	986.0	1021.9	1082.3	1092.4	1231.6	1301.6
30°	1099.6	1102.6	1101.8	1083.6	1043.7	1008.9	1030.9	1080.2	1088.9	1224.5	1297.1
32.5°	1177.1	1183.1	1187.8	1168.4	1118.4	1054.1	1051.6	1082.5	1088.9	1219.2	1289.0
35°	1257.6	1265.3	1282.6	1275.8	1210.0	1122.3	1087.2	1096.6	1102.0	1222.2	1285.2
37.5°	1336.8	1346.0	1383.6	1403.5	1330.0	1212.4	1142.8	1131.4	1134.2	1240.3	1289.4
40°	1428.9	1442.7	1499.8	1531.8	1473.3	1333.0	1225.8	1191.2	1192.3	1280.3	1309.3
42.5°	1549.7	1564.0	1625.7	1675.9	1634.7	1485.4	1338.5	1282.6	1281.5	1355.0	1356.1
45°	1697.0	1712.0	1775.8	1831.6	1813.0	1666.1	1482.9	1416.1	1414.8	1472.9	1444.7
47.5°	1864.0	1878.8	1935.8	1993.2	2013.3	1877.0	1666.7	1598.2	1595.2	1636.6	1581.5
50°	2007.3	2016.9	2069.4	2146.7	2237.2	2136.3	1895.4	1829.4	1826.2	1854.2	1782.5
52.5°	2059.4	2064.9	2118.3	2226.6	2452.5	2487.3	2195.8	2110.8	2108.5	2120.7	2050.0
55°	1953.9	1963.9	2029.5	2190.1	2569.1	2884.0	2575.0	2459.3	2441.6	2415.3	2329.7
57.5°	1666.5	1682.5	1753.0	1966.5	2514.6	3198.7	3132.3	2853.5	2827.4	2666.8	2557.1
60°	1248.7	1268.3	1326.8	1557.2	2224.0	3310.8	3741.3	3292.7	3234.0	2867.1	2766.1
62.5°	856.9	866.7	906.4	1056.5	1637.9	3127.2	4250.7	3880.9	3773.7	3084.9	2992.2
65°	654.4	657.9	674.1	725.7	975.4	2540.2	4453.4	4657.1	4527.4	3345.4	3226.9
67.5°	527.4	524.6	547.0	620.9	653.2	1549.7	4217.0	5391.3	5330.7	3693.7	3463.1
69°	465.0	461.2	484.0	569.9	613.4	1024.5	3769.9	5558.1	5561.9	3877.5	3479.3
70°	418.5	421.1	443.7	539.6	600.0	804.1	3342.8	5515.6	5545.9	3946.3	3381.9
72.5°	279.5	286.3	331.8	448.0	576.9	608.5	2018.4	4733.1	4849.6	3791.4	2901.5
75°	157.6	162.7	216.7	337.8	543.6	579.5	1066.1	3487.0	3599.7	3170.5	2237.5
77.5°	77.3	80.1	122.6	218.0	454.6	552.2	604.7	2368.6	2497.3	2069.4	1265.5
80°	32.7	34.2	61.3	134.5	325.0	527.0	449.0	1457.7	1473.7	810.7	337.1
82.5°	12.6	13.0	25.8	83.9	206.5	410.8	375.6	691.2	674.5	152.7	76.9
85°	1.5	1.7	9.4	50.4	114.9	211.4	305.1	297.9	275.7	30.3	39.5
87.5°	0.0	0.0	0.6	15.4	34.2	99.1	158.6	123.6	111.5	9.8	20.5
90°	0.0	0.0	0.0	0.0	0.0	0.0	0.0	0.0	0.0	0.0	0.0



REPORT NUMBER: P386076

CATALOG NUMBER: GWC-SA1D-722-U-SL2-HSS

**CANDELA DISTRIBUTION (continued):**

	90°	95°	105°	115°	125°	135°	145°	155°	165°	175°	180°
0°	1275.1	1275.1	1275.1	1275.1	1275.1	1275.1	1275.1	1275.1	1275.1	1275.1	1275.1
2.5°	1271.9	1269.8	1258.3	1241.6	1225.8	1206.2	1187.4	1176.1	1167.1	1161.1	1168.2
5°	1275.3	1266.0	1230.9	1186.1	1142.1	1092.6	1046.5	1007.4	992.0	974.9	982.6
7.5°	1274.3	1256.6	1193.6	1113.7	1033.0	949.5	870.5	809.7	778.1	747.1	755.0
10°	1268.9	1239.0	1143.6	1025.3	904.5	784.5	672.4	587.2	539.6	496.4	502.6
12.5°	1257.2	1215.6	1084.7	924.1	762.5	604.3	472.9	363.8	305.3	279.5	282.7
15°	1250.2	1192.7	1022.3	821.6	610.9	420.8	289.1	215.0	188.3	179.8	180.9
17.5°	1246.7	1170.7	957.8	704.4	455.9	268.0	186.8	164.8	159.1	157.6	158.0
20°	1243.3	1148.5	891.4	588.5	314.1	180.2	153.5	147.1	145.0	143.1	143.5
22.5°	1237.6	1127.2	820.1	471.0	211.8	146.3	138.4	132.2	127.7	125.3	125.8
25°	1230.5	1104.7	747.3	350.8	154.6	130.5	123.0	114.2	108.9	104.6	104.8
27.5°	1219.2	1077.2	672.2	255.4	129.8	116.8	106.8	97.2	88.2	83.3	83.3
30°	1203.4	1046.0	588.7	182.8	116.4	103.3	91.2	79.2	69.6	65.1	64.7
32.5°	1185.9	1013.6	504.3	138.6	105.7	90.7	76.9	64.3	55.7	52.1	51.9
35°	1170.9	978.6	420.2	116.2	95.0	78.6	63.4	52.7	45.9	42.9	42.7
37.5°	1161.3	943.5	338.2	103.8	85.4	67.3	53.2	43.6	38.6	36.3	36.1
40°	1159.8	917.5	263.3	94.4	76.4	57.2	44.4	36.9	32.5	29.9	29.7
42.5°	1179.3	902.5	202.0	86.5	67.3	48.5	37.8	31.6	26.9	24.3	24.1
45°	1230.3	907.2	155.4	79.4	58.1	41.0	32.0	26.3	22.0	20.1	19.6
47.5°	1323.4	939.7	123.6	72.4	49.3	34.8	27.3	21.8	18.1	16.2	16.0
50°	1489.1	1015.9	103.3	64.7	41.2	29.7	22.6	17.7	14.7	13.0	12.8
52.5°	1709.0	1151.7	92.2	57.2	34.2	25.2	18.6	14.1	11.5	10.2	10.0
55°	1951.6	1316.1	85.0	49.1	28.0	20.9	14.7	11.1	9.0	7.9	7.5
57.5°	2188.4	1458.5	78.1	41.2	23.3	17.1	11.7	8.8	7.0	6.0	5.8
60°	2405.9	1589.4	70.2	33.1	19.0	13.5	9.2	6.8	5.6	4.5	4.5
62.5°	2638.9	1690.6	59.4	25.8	15.6	10.2	7.5	6.2	4.5	3.8	3.6
65°	2885.7	1765.8	46.5	20.1	12.2	7.7	6.2	6.4	3.6	2.8	2.6
67.5°	3068.0	1750.9	34.4	15.8	9.4	6.0	6.0	6.8	3.2	2.1	1.9
69°	3027.9	1629.4	28.8	13.7	8.1	5.1	5.6	6.8	3.0	1.9	1.7
70°	2911.5	1494.8	25.4	12.2	7.3	4.7	5.3	6.6	2.8	1.9	1.7
72.5°	2424.7	1125.9	19.9	9.2	5.8	3.8	4.5	5.8	2.8	1.9	1.5
75°	1823.9	720.6	15.2	6.6	4.3	3.0	3.4	4.3	2.8	1.7	1.5
77.5°	992.4	259.9	10.9	4.5	3.0	2.3	2.3	3.2	2.6	1.3	0.9
80°	255.2	65.3	6.8	3.0	2.3	1.7	1.5	2.1	1.5	0.2	0.0
82.5°	63.0	14.7	3.6	2.1	1.7	0.6	0.6	1.1	0.6	0.0	0.0
85°	34.6	7.3	2.3	1.5	0.9	0.0	0.0	0.2	0.0	0.0	0.0
87.5°	17.7	2.1	0.6	0.4	0.2	0.0	0.0	0.0	0.0	0.0	0.0
90°	0.0	0.0	0.0	0.0	0.0	0.0	0.0	0.0	0.0	0.0	0.0



Signify Classified - Internal  
Cooper Lighting Solutions Photometric Lab  
1121 Highway 74 South  
Peachtree City, GA 30269

Scaled Data Report



Report Generated By 670245982

Signify Classified - Internal  
Cooper Lighting Solutions Photometric Lab  
1121 Highway 74 South  
Peachtree City, GA 30269

Scaled Data Report



Signify Classified - Internal  
Cooper Lighting Solutions Photometric Lab  
1121 Highway 74 South  
Peachtree City, GA 30269

Scaled Data Report



Signify Classified - Internal  
Cooper Lighting Solutions Photometric Lab  
1121 Highway 74 South  
Peachtree City, GA 30269

Scaled Data Report





--- HS — SS

Signify Classified - Internal  
Cooper Lighting Solutions Photometric Lab  
1121 Highway 74 South  
Peachtree City, GA 30269

Scaled Data Report



u

Signify Classified - Internal  
Cooper Lighting Solutions Photometric Lab  
1121 Highway 74 South  
Peachtree City, GA 30269

Scaled Data Report



Signify Classified - Internal  
Cooper Lighting Solutions Photometric Lab  
1121 Highway 74 South  
Peachtree City, GA 30269

Scaled Data Report



(END OF REPORT)